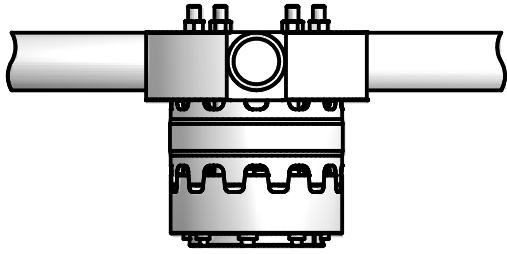
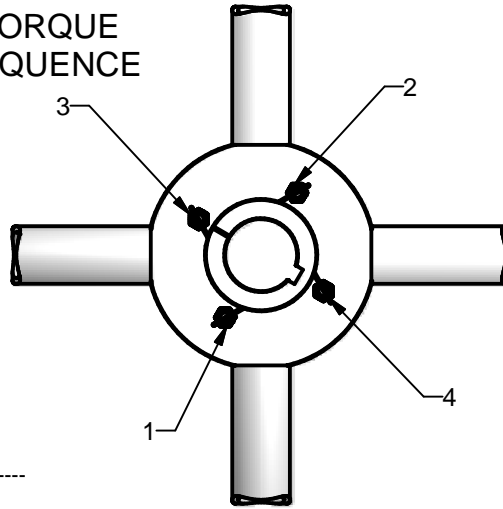


NOTE : TORQUE NUTS TO 200 ft.-lbs (27.7 m-kg) PER TORQUE SEQUENCE. CONTINUE TO TIGHTEN UNTIL FIRST AVAILABLE COTTER PIN HOLE CAN BE USED.

ASSEMBLED HUB



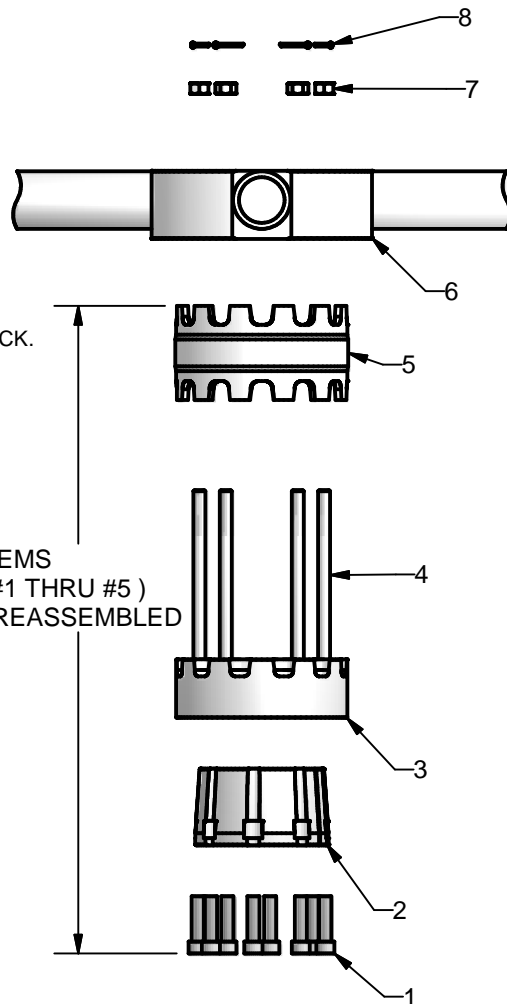
TORQUE SEQUENCE



ASSEMBLY DIRECTIONS

- 1) PLACE PRE-ASSEMBLED BUSHING HUB ASSEMBLY (ITEMS #1 THRU #5) ON TO FAN HUB (ITEM #6)ALLOWING RETAINING STUDS (ITEM #4) TO PROTRUDE THRU FAN HUB.
- 2) SEAT TEETH OF HUB EXTENSION (ITEM #5) INTO POCKETS OF THE FAN HUB (ITEM #6) AND INSTALL ONE NUT (ITEM #7) ON EACH STUD (ITEM #4) HAND TIGHT.
- 3) TORQUE EACH NUT AT 50 ft.-lbs. (6.9 m-kg) SEE TORQUE SEQUENCE ILLUSTRATION
- 4) TORQUE NUTS AGAIN AS PER INSTRUCTION #3 TO 100 ft.-lbs (13.8 m-kg)
- 5) TORQUE NUTS AGAIN AS PER INSTRUCTION #3 TO 150 ft.-lbs. (20.7 m-kg)
- 6) TORQUE NUTS AGAIN AS PER INSTRUCTION #3 TO 200 ft.-lbs (27.7 m-kg)
- 7) REPEAT TORQUE SEQUENCE AT 200 ft.lbs (27.7 m-kg) UNTIL NUTS CEASE TO TIGHTEN.
- 8) INSERT COTTER PIN (ITEM#8) THRU (ITEMS #4 AND #7) AND FOLD TO LOCK. IF CASTELLATED NUT (ITEM#7) DOES NOT LINE UP WITH THRU HOLE IN RETAINING STUD (ITEM#4) **CONTINUE TO TIGHTEN UNTIL COTTER PIN HOLE LINES UP.**

EXPLODED PARTS VIEW



Parts List			
ITEM	QTY	PART NUMBER	DESCRIPTION
1	8	P-4159	STAINLESS STEEL BUSHING BOLT "Z" BUSHING
1	4	P-4154	STAINLESS STEEL BUSHING BOLT "W" BUSHING
1	4	P-4159	STAINLESS STEEL BUSHING BOLT "X" BUSHING
2	1		TAPERED BUSHING
3	1	P-6626	BUSHING HUB "Z" BUSHING
3	1	P-6653	BUSHING HUB "W" OR "X" BUSHING
4	4	P-6535	24MM RETAINING STUD 8" C/L TO BASE 12" DIA. HUB
4	4	P-6536	24MM RETAINING STUD 12" C/L TO BASE 12" DIA. HUB
4	4	P-6537	24MM RETAINING STUD 16" C/L TO BASE 12" DIA. HUB
4	4	P-6630	24MM RETAINING STUD 20" C/L TO BASE 12" DIA. HUB
4	4	P-6623	24MM RETAINING STUD 24" C/L TO BASE 12" DIA. HUB
4	4	P-6690	24MM RETAINING STUD 8" C/L TO BASE 14" & 16" DIA. HUB
4	4	P-6691	24MM RETAINING STUD 12" C/L TO BASE 14" & 16" DIA. HUB
4	4	P-6692	24MM RETAINING STUD 16" C/L TO BASE 14" & 16" DIA. HUB
4	4	P-6697	24MM RETAINING STUD 20" C/L TO BASE 14" & 16" DIA. HUB
4	4	P-6698	24MM RETAINING STUD 24" C/L TO BASE 14" & 16" DIA. HUB
5	1	P-6555	HUB EXTENSION 8" C/L TO BASE
5	1	P-6538	HUB EXTENSION 12" C/L TO BASE
5	1	P-6556	HUB EXTENSION 16" C/L TO BASE
5	1	P-6628	HUB EXTENSION 20" C/L TO BASE
5	1	P-6629	HUB EXTENSION 24" C/L TO BASE
6	1		FAN HUB 12" DIAMETER
6	1		FAN HUB 14" DIAMETER
6	1		FAN HUB 16" DIAMETER
7	4	P-6624	M24x2 NUTS
8	4	P-6631	STAINLESS STEEL COTTER PIN

MODULAR EXTENDED HUB PARTS LIST

CLASS 10000 SERIES 48 THRU 108